

**DANGEROUS POISON**  
**KEEP OUT OF REACH OF CHILDREN**  
**READ SAFETY DIRECTIONS BEFORE OPENING OR USING**

# **ACTA 1080 Concentrate®**

**ACTIVE CONSTITUENT: 30 g/L SODIUM FLUOROACETATE (1080)**

**For the preparation of 1080 baits to control feral pigs, foxes, rabbits and wild dogs**  
**RESTRICTED CHEMICAL PRODUCT ONLY TO BE SUPPLIED TO OR USED BY AN AUTHORISED PERSON.**

**Contents: 5.0 L**

**IMPORTANT: READ ATTACHED LEAFLET BEFORE USE.**

**PROTECTION OF WILDLIFE, FISH, CRUSTACEA AND ENVIRONMENT:**

DO NOT contaminate streams, rivers or waterways with this chemical or used containers. Information on non-target animal distribution, conservation status, habitat preference, diet, tolerance to 1080, body weight and size of home range should be used to reduce poisoning risks posed by baiting programs. Time baiting programs when non-target species are least active or least susceptible.

**WARNING:** Domestic cats and dogs should be restrained when baits are in use. Do not handle baits when there is a risk of contaminating food, drinking water or animal feed. Do not apply concentrate or baits to crops.

**STORAGE AND DISPOSAL:** Safe storage is the responsibility of all persons who are supplied with this poison. The product must be stored in the closed original labelled container in a dry, cool well-ventilated area out of direct sunlight. Store in a locked room away from children, animals, food, feedstuffs, seed and fertilisers at all times, except when required for use. Transport only in original container and ensure packaging is secure before handling. Triple rinse and bury rinsate and empty containers in a local authority landfill. If no landfill is available, bury the

containers below 0.5 m in a disposal pit specifically marked and set up for this purpose clear of waterways, desirable vegetation and tree roots. Empty containers should not be burnt. Do NOT re-use containers for any other purpose.

**SAFETY DIRECTIONS:** Very dangerous. Poisonous if swallowed. Harmful if absorbed by skin contact. When opening the container and using the product wear cotton overalls buttoned to the neck and wrists, a washable hat and elbow-length rubber gloves. If product on skin, immediately wash area with soap and water. If product in eyes, wash out immediately with water. If clothing becomes contaminated with product, remove contaminated clothing immediately. After use and before eating, drinking or smoking, wash hands, arms and face thoroughly with soap and water. After each days use wash gloves and contaminated clothing.

**FIRST AID:** Speed in treatment is essential. If poisoning occurs, contact a doctor or Poisons Information Centre. Phone Australia 13 11 26. If skin contact occurs, remove contaminated clothing and wash skin thoroughly. Remove from the contaminated area. Apply artificial respiration if not breathing. If in eyes, hold eyes open, flood with water for at least 15 minutes and see a doctor.

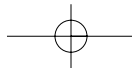
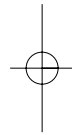
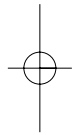
**MSDS:** Refer to Material Safety Data Sheet available from supplier for further information.

**ANIMAL CONTROL TECHNOLOGIES (Australia) Pty Ltd**

46-50 Freight Drive Somerton Victoria 3062 Emergency Telephone Contact 03 9308 9688

**BATCH#:**  
**DOM:**

APVMA approval number: 57956/5L/0606



**DANGEROUS POISON**  
**KEEP OUT OF REACH OF CHILDREN**  
**READ SAFETY DIRECTIONS BEFORE OPENING OR USING**

**ACTA 1080**  
**CONCENTRATE<sup>®</sup>**

ACTIVE CONSTITUENT: 30 g/L SODIUM FLUOROACETATE (1080)

**For the preparation of 1080 baits to control Feral Pigs,  
Foxes, Rabbits and Wild Dogs**

RESTRICTED CHEMICAL PRODUCT  
ONLY TO BE SUPPLIED TO OR USED BY AN AUTHORISED PERSON

---

**Read this leaflet before using this product.**

---

APVMA APPROVAL NO: 57956/P1/0805

**DIRECTIONS FOR USE**

**ACT, NSW, NT, SA, TAS, VIC & WA only**

Apply to bait substrate at the rate indicated in Table A below. Baits must be applied in accordance with Table B. Before use read all General Instructions.

**RESTRAINT:** DO NOT handle product where there is a risk of contaminating food, animal feed or drinking water.

**TABLE A – BAIT PREPARATION**

<b>Pest</b>	<b>Bait Base</b>	<b>State/ Territory</b>	<b>Concentrate added to each quantity of bait substrate</b>
<b>Feral Pig</b>	Grain	NSW	10-15ml per kg grain
	Pellets	NSW	16ml per kg pellets
		Vic	15ml per kg pellets
Meat / offal	SA	2.4ml per 500g bait	

**TABLE A – BAIT PREPARATION Continued**

<b>Pest</b>	<b>Bait Base</b>	<b>State/ Territory</b>	<b>Concentrate added to each quantity of bait substrate</b>
<b>Fox</b>	Meat	SA Tas, WA	0.09ml per bait 0.1ml per bait
	Offal	SA Tas	0.09ml per bait 0.1ml per bait
	Fowl heads, chicken wingettes,	ACT, NSW	0.1ml per bait
	Boneless red meat	ACT, NSW	0.1ml per 100g bait
	Offal (tongue, kidney, liver)	ACT, NSW	0.1ml per 100g bait
	Fowl egg	ACT, NSW, WA	0.1ml per egg
	Yathong Baits	NSW	0.1ml per bait
	Manufactured Sausages	NSW	0.1 ml per 100g bait

**TABLE A – BAIT PREPARATION Continued**

<b>Pest</b>	<b>Bait Base</b>	<b>State/ Territory</b>	<b>Concentrate added to each quantity of bait substrate</b>
<b>Rabbit</b>	Oats	ACT, NSW SA Vic	12ml per kg oats 12.5ml per kg oats 13.3ml per kg oats
	Pellets	ACT, NSW Vic	15ml per kg pellets 16ml per kg pellets
	Carrots	ACT, NSW SA Tas Vic	6ml per kg carrots 8.33ml per kg carrots 4.5ml per kg carrots 6.66ml per kg carrots

**TABLE A – BAIT PREPARATION Continued**

<b>Pest</b>	<b>Bait Base</b>	<b>State/ Territory</b>	<b>Concentrate added to each quantity of bait substrate</b>
<b>Wild Dog</b>	Meat	NT, SA, WA Vic	0.2ml per bait 0.15ml per bait
	Offal	NT, SA Vic	0.2ml per bait 0.15ml per bait
	Boneless red meat	ACT, NSW	0.2ml per 250g bait
	Offal (tongue, kidney, liver)	ACT, NSW	0.2ml per 250g bait
	Manufactured Sausages	NSW	0.2 ml per 250g bait

**TABLE B – BAIT LAYING**

<b>Pest</b>	<b>Bait Base</b>	<b>State / Territory</b>	<b>Maximum number of bait stations or baits/unit area (During baiting program, baits may be replaced at stations when taken)</b>
<b>Fox</b>	Meat	SA Tas, WA	Max 10/km <sup>2</sup> (Tas)
	Offal	SA Tas	Max 10/km <sup>2</sup> (Tas)
	Fowl heads, chicken wingettes,	ACT, NSW	Max 10/km trail or 1/ha for mounds
	Boneless red meat	ACT, NSW	Max 10/km trail or 1/ha for mounds
	Offal (tongue, kidney, liver)	ACT, NSW	Max 10/km trail or 1/ha for mounds
	Fowl egg	ACT, NSW, WA	Max 10/km trail or 1/ha for mounds (ACT/NSW)
	Yathong Baits	NSW	Max 10/km trail or 1/ha for mounds
	Manufactured Sausages	NSW	Max 10/km trail or 1/ha for mounds

**TABLE B – BAIT LAYING Continued**

<b>Pest</b>	<b>Bait Base</b>	<b>State / Territory</b>	<b>Maximum number of bait stations or baits/unit area (During baiting program, baits may be replaced at stations when taken)</b>
<b>Feral Pig</b>	Grain	NSW	No maximum
	Pellets	NSW Vic	No maximum
	Meat / offal	SA	No maximum
<b>Rabbit</b>	Oats	ACT, NSW SA Vic	No maximum (ACT, NSW) 2.8kg/km (SA)
	Pellets	ACT, NSW Vic	No maximum (ACT, NSW)
	Carrots	ACT, NSW, Tas SA Vic	No maximum (ACT, NSW, Tas) 7kg/km (SA)

**TABLE B – BAIT LAYING Continued**

Pest	Bait Base	State / Territory	Maximum number of bait stations or baits/unit area (During baiting program, baits may be replaced at stations when taken)
<b>Wild Dog</b>	Meat	NT, SA, WA Vic	10 baits/km2 (SA)
	Offal	NT, SA Vic	10 baits/km2 (SA)
	Boneless red meat	ACT, NSW	Maximum 4/km trail or 16/100ha for mounds
	Offal (tongue, kidney, liver)	ACT, NSW	Maximum 4/km trail or 16/100ha for mounds
	Manufactured Sausages	NSW	Maximum 4/km trail or 16/100ha for mounds

**NOT TO BE USED IN ANY MANNER CONTRARY TO THE LABEL UNLESS AUTHORISED UNDER APPROPRIATE LEGISLATION.**

**NOT TO BE USED IN DOMESTIC OR HOME GARDEN SITUATIONS.**

## GENERAL INSTRUCTIONS

All 1080 storage and bait preparation areas should contain suitable storage wash-down and waste disposal facilities. Adequate space must also be provided for bait cutting and mixing machines, and packaging and storage of 1080 baits awaiting laying. 1080 storage and bait preparation areas must be securely locked. Appropriate safety equipment, (see safety directions below) must be worn while preparing 1080 baits.

**NOTE:** It is compulsory in NSW to use the Blue ACTA 1080 Concentrate in the preparation of all 1080 baits unless baits are to be laid in habitats occupied by the Satin Bower Bird. In these situations, the baits are to be prepared using the Green ACTA 1080 Concentrate.

## BAIT PREPARATION

### ACT & NSW

Feral pig and rabbit baits are to be prepared in a bait mixer that is not used for any other purpose. Fox and wild dog baits must be injected with a calibrated vaccination gun or equivalent.

**Feral pig baits:** Grain and pellet baits can be prepared by adding the required amount (Refer table A) of ACTA 1080 Concentrate per kg of substrate to give a concentration of between 300 and 450 mg 1080 per kg of bait.

**Fox baits:** Prepare using the following bait substrates: fowl heads; chicken wingettes; boneless red meat; offal (tongue, kidney, liver), fowl eggs, Yathong baits and manufactured baits. Boneless red meat, offal and manufactured sausages are to weigh approximately 100g. Inject into the centre of fox baits a dose of 0.1ml to give a concentration of 3 mg 1080 per bait. For preparation of egg baits inject 0.1ml of concentrate into the centre of an egg which is clearly marked in permanent red pen with the words "1080 POISON", seal the injection hole with a small amount of hot wax. Keep eggs inside an egg carton that is dyed, sprayed or painted red and labelled "1080 POISON", the carton is to be placed inside the appropriately labelled plastic bag at all times.

**Wild dog baits:** Prepare using boneless red meat; offal (tongue, kidney, liver) and manufactured baits. All baits are to weigh 250g. Inject into the centre of each wild dog bait a dose of 0.2ml to give a concentration of 6 mg 1080 per bait.

**Rabbit baits:** Oat substrate baits can be prepared by adding 12ml of ACTA 1080 Concentrate per kg of oats to give a concentration of 360 mg 1080 per kg of bait. Pelleted rabbit baits can be prepared by incorporating 15ml of ACTA 1080 Concentrate per kg of pellets to give a concentration of 450 mg 1080 per kg of bait, and 6ml should be applied per kg of carrots to give a concentration of 180 mg 1080 per kg of bait.

#### **Northern Territory**

Wild dog baits must be injected with a calibrated syringe. Baits are to be 250g and preferably cured by air drying before injection. 0.2ml of ACTA 1080 Concentrate is injected, which delivers 6mg of 1080 per bait.

#### **South Australia**

Feral pig, fox and wild dog baits must be injected in the centre with a calibrated auto injector with bottle attachment and splashguard.

**Rabbit baits:** must be prepared in a cement mixer with application of ACTA 1080 Concentrate via a calibrated drench gun or squirt bottle.

**Feral pig baits:** Should weigh approximately 500g and be injected with a dose of 2.4ml per bait to give a concentration of 72 mg 1080 per bait.

**Fox baits:** Should weigh approximately 75g and be injected with a dose of 0.09ml per bait to give a concentration of 2.73 mg 1080 per bait.

**Rabbit baits:** Oat substrate baits can be prepared by adding 12.5ml of ACTA 1080 Concentrate per kg to give a concentration of 375 mg 1080 per kg of bait. Baits prepared with carrots can be prepared by adding 8.33ml of ACTA 1080 Concentrate per kg to give a concentration of 250 mg 1080 per kg of bait.

**Wild dog baits:** Should weigh approximately 150g and be injected with a dose of 0.2ml per bait to give a concentration of 6 mg 1080 per bait.

#### **Tasmania**

Fox baits must be prepared with a calibrated injector. Rabbit baits must be mixed in a plastic container or a cement mixer that is devoted to only this use.

**Fox baits:** Inject 70g minimum weight fresh meat baits, or hens eggs with 0.1 ml of ACTA 1080 Concentrate to give a concentration of 3 mg 1080 per bait.

**Rabbit baits:** The ACTA 1080 Concentrate is to be mixed with sieved, chopped carrot by evenly adding 4.7ml 1080 solution to each kg carrots to give a concentration of 141 mg 1080 per kg of carrot bait.

#### **Victoria**

Feral pig and rabbit baits must be prepared in a bait mixer with a spray mechanism attachment. The ACTA 1080 Concentrate must be applied in a calibrated drench gun or squirt bottle. Wild dog baits must be injected in the centre with a calibrated vaccination gun.

**Feral pig baits:** Pelleted baits can be prepared by incorporating 16ml of ACTA 1080 Concentrate per kg of pellets to give a concentration of 480 mg 1080 per kg of bait.

**Rabbit baits:** Oat substrates can be prepared by adding 13.3ml of ACTA 1080 Concentrate per kg of oats to give a concentration of 399 mg 1080 per kg of bait. Pelleted baits can be prepared by incorporating 16ml of ACTA 1080 Concentrate per kg of pellets to give a concentration of 480 mg 1080 per kg of bait, and 6.66ml should be applied per kg of carrots to give a concentration of 199.8 mg 1080 per kg of bait.

**Wild dog baits:** Inject 0.15ml of ACTA 1080 Concentrate per bait to give a concentration of 4.5 mg 1080 per bait.

#### **Western Australia**

Fox and wild dog baits must be injected with a calibrated automatic syringe. Meat baits should weigh approximately 110g.

**Fox baits:** Inject a dose of 0.1 ml of ACTA 1080 Concentrate per bait to deliver a concentration of 3 mg 1080 per bait.

**Wild dog baits:** Inject a dose of 0.2 ml of undiluted ACTA 1080 Concentrate per bait to deliver a concentration of 6 mg 1080 per bait.

## MANAGEMENT OF PREPARED BAITS

The prepared bait must be placed directly into a sealable container of sufficient strength and impermeability to prevent leakage of its contents during handling and transport. The bait substrate type, date of preparation and bait purpose (target pest) must be indicated on Label Part 2.

## BAIT LAYING

Users must observe the relevant distance and notification requirements set out in Table C.

### *Wild dogs and foxes*

#### **Bait density**

Approximately one bait will be needed per 5-10 ha for foxes (10ha for wild dogs). This application rate allows for a fox and dog density of up to 4 per square kilometre. This application rate also allows for some baits not to be found and for some foxes and dogs to find more than one bait.

#### **Placement of baits**

Baits must be buried just beneath the surface within a shallow hole (8 cm deep) and covered with soil. Foxes and dogs are readily able to find and excavate buried baits.

Baits should be placed at intervals of approximately 500m for foxes and at least 200m for wild dogs, usually along internal fence lines or vehicle tracks. Foxes and wild dogs can find baits almost anywhere but placement of baits at the junctions of tracks or just off animal pads has proven effective.

Since only one bait is needed to kill a fox or a wild dog, uptake of several baits by the same animal should be avoided. Do not place baits too close to each other as several baits will be taken by a single fox. Place only one bait in each hole.

#### **Bait replacement**

Since the action of fluoroacetate is delayed, the fox or wild dog remains normal for several hours after taking a bait. During this time animals may search for additional baits and return to cover. Carcasses are seldom found near bait stations.

**Note:** Foxes and Wild dogs often mark sites of baits by urinating and defecating at the bait station. For effective control, it is necessary to replace baits several times, as other foxes or dogs may visit the same station. Check regularly and replace baits at sites where there is evidence of bait take.

For effective control, it is necessary to conduct a 3-4 week program. Check regularly (at least twice per week) and replace baits at sites where there is evidence of take. Replacement of baits should continue until take stops. This often shows that the true predator problem is greater than anticipated. Fox density may exceed 8 foxes/km<sup>2</sup> in some areas.

***A SINGLE ROUND OF BAIT PLACEMENT WILL GENERALLY NOT CONTROL ALL FOXES OR WILD DOGS IN AN AREA. MULTIPLE BAIT REPLACEMENTS ARE NECESSARY TO REDUCE FOX AND WILD DOG NUMBERS.***

### ***Rabbits***

1080 Oat Bait may only be trailed in furrows to control rabbits. Poisoned oat baits are not suitable for aerial or broadcast applications. The use of 1080 Oat Baits for rabbit control is restricted in urban and some wildlife areas.

A person laying 1080 Oat Bait by trail baiting must take reasonable steps to ensure that the bait is placed in or adjacent to furrows that are not more than 10 centimetres deep and not more than 20 centimetres wide.

Before applying 1080 Oat Bait it is required that at least two (preferably 3) un-poisoned free feeds are offered in the baiting area at intervals of at least 3 days. This allows rabbits to become accustomed to eating oats and helps the user to correctly estimate the required quantities of bait. Typical free feed applications rates are 3-6 kg/ km of trail.

The amount of poisoned 1080 Oat Bait required per kilometre of trail will vary depending on local rabbit density and the amount of free feeding, however, typical rates of application are in the range of 1.5 to 3 kg of poisoned bait per km of trail.

### ***Feral pigs***

#### **Placement of baits**

Baits may only be used in bait stations and must not be used in trails. A bait station is a fenced enclosure (usually 20 x 50m) to exclude livestock but to allow pigs to push underneath and contains a shallow hole to hold baits.

#### **Bait replacement**

Baits must not be used for more than 3 consecutive days. Any bait still left in the bait station must then be collected and buried as per the disposal instructions. If necessary, free feeding may be recommended to determine if any pigs remain.

**MINIMUM DISTANCE & NOTIFICATION REQUIREMENTS**

Notice must be served by mail or direct telephone on every resident and/or occupier of the land adjoining or having frontage to the land holding or area where poison baits are to be laid (if separated by a road). **TABLE C:**

STATE/TERRITORY	MINIMUM DISTANCE OF BAITS FROM			NOTIFICATION	SIGNS	BAITS MUST NOT BE USED
	Habitation (other than own dwelling)	Domestic water supply	Property boundary			
<b>ACT</b>	500m	20m	5m	At least 72 hours prior to program	Immediately before and for a min of 28 days after baiting.	Within 20m of watercourses or permanent body of water
<b>NSW</b>	150m Urban bushland (foxes) 500m Rural 1km Aerial fixed wing (foxes)	10m	5m	3 days notice of properties within 1km radius of bait site.	Immediately before and up to 4 weeks after	500m from habitation: Exception is group campaigns where small properties are combined or where permission is given by the local pest control agency.
<b>NT</b>	1 km (including own dwelling)	20m	5m which is extended to 250m if next to a public roadway or 500 m if next to a major highway	At least 5 days prior to program	Immediately before and for a minimum of 28 days after baiting. Notices to be displayed on all public roads through baited areas.	Within municipal boundaries of a town, 3km of outstation.

STATE/TERRITORY	MINIMUM DISTANCE OF BAITS FROM			NOTIFICATION	SIGNS	BAITS MUST NOT BE USED
	Habitation (other than own dwelling)	Domestic water supply	Property boundary			
SA	500m	5m	5 m	At least 1 week before baiting, (verbal or written).	Continuously displayed at all entry points to the property no more than 21 days before baiting and 28 days after.	On properties less than 5ha unless part of a co-ordinated program, within municipal boundaries, less than 5m from permanent water.
Tas	200m of an occupied house without occupants consent otherwise in writing permanent	20m of a stream containing property running water	<b>Foxes only:</b> 20m from a neighbours boundary without the neighbours consent in writing	4 working days	On gates and other conspicuous places on the property for a minimum of 28 days.	20m from a formed road other than where public access to the road is denied  <b>Fox only:</b> 500m of any constructed picnic or recreational sites. 20 m of any trail or pathway frequented by the public. Fox only: 20m of defined refuges for non-target species such as wildlife corridors.

STATE/TERRITORY	MINIMUM DISTANCE OF BAITS FROM			NOTIFICATION	SIGNS	BAITS MUST NOT BE USED
	Habitation (other than own dwelling)	Domestic water supply	Property boundary			
<b>Vic</b>	150m	20m	20m*	At least 1 week prior to laying of baits adjacent to treated areas	Displayed at all vehicle entry points	Within 20m of water course or permanent body of water
<b>WA</b>	100m	20m	20m	At least 72 hours prior to program. All adjacent neighbours to be notified in writing with details of location and period of baiting.	Immediately before and up to 4 weeks after	Domestic or home garden situations or within 500m of any constructed picnic or recreation site

### **DISPOSAL OF UNUSED PREPARED BAITS**

At the completion of bait preparation, all equipment must be thoroughly cleaned, and any empty bags or surplus baits must be disposed of accordingly (bags and egg cartons buried deeply; baits buried deeply, eggs smashed and buried deeply).

Only prepare enough baits for immediate use, and do not store baits for extended periods. Deep bury any broken eggs or eggs which are not used immediately. Bury discarded meat baits. Bury contaminated bags as described below in storage and disposal instructions.

### **PROTECTION OF WILDLIFE, FISH, CRUSTACEA AND ENVIRONMENT**

DO NOT contaminate streams, rivers or waterways with this chemical or used containers. Information on non-target animal distribution, conservation status, habitat preference, diet, tolerance to 1080, body weight and size of home range can be used to reduce poisoning risks posed by baiting programs. Time baiting programs when non-target species are least active or least susceptible.

To the extent possible, untaken baits and poisoned carcasses must be recovered at the end of each baiting campaign and be destroyed by burning or burial according to the requirements of the State or territory in which use has occurred. Baiting should occur late in the day to minimise exposure to birds. Baits for canid control may pose a risk to carnivorous native animals. Do not exceed 2 baits per kilometre of trail where carnivorous native animals are active.

### **WARNING**

Domestic cats and dogs should be restrained when baits are in use. Do not handle baits where there is a risk of contaminating food, drinking water or animal feed. Do not apply concentrate or baits to crops.

### **STORAGE AND DISPOSAL**

Safe storage is the responsibility of all persons who are supplied with this poison. The product must be stored in the closed original labelled container in a dry, cool well-ventilated area out of direct sunlight. Store in a locked room away from children, animals, food, feedstuffs, seed and fertilisers at all times, except when required for use. Transport only in original container and ensure packaging is secure before handling (Wear elbow length PVC gloves when handling sealed container).

Bury empty containers in a local authority landfill. If no landfill is available, bury the containers below 0.5 m in a disposal pit specifically marked and set up for this purpose clear of waterways, desirable vegetation and tree roots. Empty containers should not be burnt. Do NOT re-use containers for any other purpose.

### **SAFETY DIRECTIONS**

Very dangerous. Poisonous if swallowed. Harmful if absorbed by skin contact. When opening the container and using the product wear cotton overalls buttoned to the neck and wrists and a washable hat, elbow-length rubber gloves. If product on skin, immediately wash area with soap and water. If product in eyes, wash it out immediately with water. If clothing becomes contaminated with product, remove clothing immediately. After use and before eating, drinking or smoking, wash hands, arms and face thoroughly with soap and water. After each days use wash gloves and contaminated clothing.

### **FIRST AID**

Speed in treatment is essential. If poisoning occurs, contact a doctor or Poisons Information Centre. Phone Australia 13 11 26. If skin contact occurs, remove contaminated clothing and wash skin thoroughly. Remove from the contaminated area. Apply artificial respiration if not breathing. If in eyes, hold eyes open, flood with water for at least 15 minutes and see a doctor.

### **MSDS**

Refer to Material Safety Data Sheet available from supplier for further information.

**CONDITIONS OF SALE and DISCLAIMER**

*Animal Control Technologies Pty Ltd provides no warranties, either expressed or implied, and assumes no responsibility for the use of the product. The product is supplied on the condition that the persons using the product will make their own determination as to the suitability for their purposes prior to use of this product. Animal Control Technologies Pty Ltd will not accept responsibility for losses or damage arising from the supply or use of this product other than the responsibility for the merchantable quality of the product. To the extent allowed by the relevant laws in each State, the liability of Animal Control Technologies Pty Ltd is limited to the replacement of goods in the event that a valid claim of deficiencies in merchantable quality is proven. Due care should be taken to ensure that the use of this product and its disposal is in compliance with all relevant Federal, State and Local Government regulations.*



© Animal Control Technologies (Australia).  
46-50 Freight Drive  
Somerton Victoria 3062  
[www.animalcontrol.com.au](http://www.animalcontrol.com.au)  
[enquiries@animalcontrol.com.au](mailto:enquiries@animalcontrol.com.au)  
Emergency Telephone Contact: (03) 9308 9688